



# Dynamic Mechanical Analysis of Natural Rubber Reinforced Nanosilica Compounds in Industrial Damper Molding Machines

Riri Murniati<sup>1\*</sup>, Liszulfah Roza<sup>2</sup>, Raditya Faradina Pratiwi<sup>3</sup>, M. Zuhnir Piliang<sup>4</sup>, Imastuti<sup>5</sup>, Dimas Prayogo<sup>6</sup>, Pertiwi Widiastuti<sup>7</sup>, Annisa Mutiara Putri Abdul<sup>8</sup>, Mufti Labib Ahmada<sup>9</sup>

<sup>1,3,4,5,6,7,8,9</sup> Study Program of Physics, Indonesia Defense University, IPSC Sentul, Bogor, 16810, Indonesia

<sup>2</sup> Advanced Materials Research Center, National Research and Innovation Agency (BRIN), Banten 15314, Indonesia

## ARTICLE INFO

### Article history:

Received Sept 08, 2023

Revised Oct 11, 2023

Accepted Oct 30, 2023

Available online Dec 28, 2023

### Kata Kunci:

Zeolite, Nanosilica,  
Mechanical properties,  
Damping devices

### Keywords:

Please Provide 3-5 Words Of  
Keywords Separated By Comas



This is an open access article  
under the [CC BY-SA](https://creativecommons.org/licenses/by-sa/4.0/) license.

Copyright © 2023 by Author.  
Published by Politeknik Negeri Media  
Kreatif

Dynamic Mechanical Analysis (DMA) is used to investigate the mechanical and damping properties. The results show a significant improvement in the mechanical and damping properties of Natural Rubber Reinforced with Nanosilica Compounds when magnetically modified zeolite is used. In particular, the damping ratio of the Si + Z sample exceeds that of other samples, exceeding  $\zeta > 0.027$ . These results indicate that nanosilica fillers reinforced with natural zeolites have the potential to be applied to damping devices in considerable industry especially molding machines.

## ABSTRAK

Penelitian ini mengkaji karakteristik mekanik dan redaman Karet Alam SIR 20 dengan spesifikasi teknis karet (TSR) bila dipadukan dengan komposit zeolit alam-nanosilika. Temuan menunjukkan bahwa penambahan zeolit yang dimodifikasi dengan silika amorf sebagai pengisi dalam senyawa Karet Alam TSR SIR 20 meningkatkan sifat mekanik produk vulkanisasi. Analisis Mekanik Dinamis (DMA) digunakan untuk menyelidiki sifat mekanik dan redaman. Hasilnya menunjukkan peningkatan yang signifikan pada sifat mekanik dan redaman Karet Alam yang Diperkuat dengan Senyawa Nanosilika ketika zeolit yang dimodifikasi secara magnetis digunakan. Secara khusus, rasio redaman pada sampel Si + Z melebihi sampel lainnya, melebihi  $\zeta > 0,027$ . Hasil ini menunjukkan bahwa pengisi nanosilika yang diperkuat dengan zeolit alam mempunyai potensi untuk diterapkan pada perangkat peredam di industri pencetakan secara besar.

## ABSTRACT

This research examines the mechanical and damping characteristics of Natural Rubber SIR 20 with rubber technical specifications (TSR) when combined with natural zeolite-nanosilica composites. The findings show that the addition of zeolite modified with amorphous silica as a filler in the TSR SIR 20 Natural Rubber compound improves the mechanical properties of the vulcanization product.

## 1. INTRODUCTION

A common approach to create new compounds (composites) with enhanced physical properties, such as hardness, tensile strength, and modulus, is by incorporating inorganic materials into organic polymers. Improvements have been observed even with low concentrations of these inorganic materials (Giannelis, 1998, and Ondrušová et al., 2018). Carbon Black (CB) is a widely used filler and stabilizer in elastomers because of its reinforcing properties. However, CB production is associated with environmental pollution as it is derived from petroleum raw materials. CB dust

\*Corresponding author

E-mail addresses: [ririmurniati90@email.com](mailto:ririmurniati90@email.com)

inhalation can lead to various physical and psychological health problems. Moreover, the increase of raw material cost the main raw material specially for CB production, coal tar, increasingly the rubber industry's expenses. Consequently, there is a need to explore alternative reinforcing materials to replace CB in rubber compounds. Inorganic mineral fillers like silica, kaolin,  $\text{CaCO}_3$ , and zeolite (Seliem et al., 2010, and Sáenz et al., 2003) have been used to produce rubber composites. However, there have been no reports on the utilization of natural zeolite in combination with silica to create filler materials in rubber composites (Teh et al., 2004, Valadares et al., 2006, and Fang et al., 2015).

Furthermore, there is a lack of reports regarding the simultaneous application of natural materials, such as natural zeolite for modifying fillers to enhance the strength of composites containing silica ( $\text{SiO}_2$ ) as a reinforcing filler in natural rubber. The use of natural materials instead of synthetic ones aligns with environmental concerns and offers several advantages, including being more eco-friendly, having significant potential, and being renewable. Aini and Indriati (2007) utilized zeolite as a paper filler to replace kaolin, and Chen et al. (2011) incorporated zeolite on the outer surface of corrugated cardboard to improve its moisture resistance and durability.

Natural zeolite is an economical and abundant absorbent material in nature (Wibowo et al., 2015). It possesses desirable properties such as ion exchange capabilities (Inglezakis et al., 2016), high adsorption capacity for inorganic and organic ions, ease of activation and regeneration, and non-toxic components (Komosiska et al., 2015). Zeolites, whether synthetic or natural, exhibit unique structural, physical, and chemical properties that make them valuable materials for various technological, agricultural, and environmental applications. The porous nature of zeolite, with its numerous cavities, enables it to absorb a wide range of polymers for the creation of functional composite materials (Dogan, 2010, and Sener, 2010). Magnetically modified zeolites offer the advantage of easy separation processes and recovery of powdered zeolites, particularly after catalytic tests or environmental cleanup, using an applied magnetic field. Magnetic zeolite applications extend to areas such as ferromagnetic ion exchange, fluidized layers of ferromagnetic particles, magnetic cooling, and biosciences (Safarik, 2002).

Indonesia currently absorbs only 16% of its total rubber production, leading to the majority being exported abroad at lower prices. This export situation is exacerbated by the dramatic drop in raw rubber prices from \$5,853 USD/ton in April 2011 to \$283 USD/ton in August 2018. To address this challenge, there is a pressing need for downstream initiatives, particularly in the case of SIR 20, which accounts for over 85% of Indonesia's total natural rubber production. Leveraging SIR 20 raw materials, there is an opportunity to produce products that require excellent elasticity, such as pier bearings and other load-bearing components, including earthquake bearings. Additionally, these materials can serve as substitutes for other traditional materials, such as wooden water covers. However, the development of downstream initiatives remains limited. Therefore, there is a consideration for alternative downstream applications that can maximize the utilization of natural rubber raw materials and offer solutions to local issues.

In various applications, problems related to vibration and noise can lead to undesirable effects, such as discomforting sounds, fatigue, structural integrity concerns, reduced reliability, and decreased performance (Lv, 2006, and Sohn, 2003). Rubber is a commonly employed material for mitigating noise and controlling vibrations due to its high damping properties. It's worth noting that the loss factor is a useful parameter for evaluating the damping characteristics of rubber. Generally, a higher loss factor indicates superior damping properties.

## 2. METHOD

The commercial nanosilica, sourced from Brataco Chemical in Indonesia, was used as a reinforcing filler in combination with compounding materials, including white oil,  $\text{ZnO}$ , stearic acid, and sulfur, all of which were obtained from Merck. These materials were utilized without any prior treatment. Natural zeolite, originating from Sukabumi, West Java, Indonesia, underwent preparation through a ball milling process, with the particle size controlled to T45 Mesh specifications. To determine the type of zeolite used in this study, X-Ray Diffraction (XRD PW1710) was employed. The zeolite preparation method has been previously documented (Wibowo et al., 2015 and 2017). To enhance its surface area and facilitate the activation process, the zeolite was converted into a fine powder using a mechanical mortar. A specific quantity of zeolite was ground in the mortar and subsequently placed in an oven at  $100\text{ }^\circ\text{C}$  for 2 hours. Subsequently, the zeolite powder was transferred to an alumina crucible and heated at  $600\text{ }^\circ\text{C}$  under atmospheric conditions for 2 hours.


In the production of composite dampers using an accelerated sulfur curing system, the rubber formulation is outlined in Table 1. The optimization involves the utilization of white oil as a rubber softener during the mastication process and optimizing the incorporation of nanosilica, zeolite, and Fe<sub>3</sub>O<sub>4</sub> fillers (a combination of all three). The compound manufacturing procedures adhere to the American Society for Testing and Materials (ASTM) - D 3184-80 standards. The composites are manufactured using a two-roll mill. Table 1 also presents the design and composition of the natural rubber formulation employed in this study, which is consistent with previous research (Cifriadi et al., 2017 and Murniati et al., 2017). The manufacturing of the composites is carried out using the composite melting method, utilizing natural rubber SIR 20 sourced from PT Perkebunan Nusantara VIII in Bandung, Indonesia. Other chemicals used are of technical-grade quality.

**Table 1.** Composite formula for damping tools

Sample	Materials [ phr]									
	rubber	Oil	ZnO	Stearic acid	Nano silica	Zeolit	Fe <sub>3</sub> O <sub>4</sub>	TCA	TBBS	Sulfur
Si+Z	100	10	5	2	1	3	-	1	0,7	2,25
Si+Fe	100	10	5	2	1	-	8	1	0,7	2,25
Si	100	10	5	2	1	-	-	1	0,7	2,25
Z	100	10	5	2	-	3	-	1	0,7	2,25

### 3. RESULT AND DISCUSSION

Clinoptilolite is a type of zeolite found in Sukabumi and has a Si/Al ratio of 4.0 to 5.0. Based on the SEM images, the average size and surface porosity are  $17.66 \pm 0.13 \mu\text{m}$  and 65%, respectively (Wibowo et al., 2016a and 2016b) as well as the characteristic data of zeolite used in this study as shown in Table 2, where the characterization results have been published by the author and team (Wibowo et al., 2017). The small size of the sorbent increases the surface area (m<sup>2</sup>/g), while the high porosity of the surface increases the external surface (m<sup>2</sup>). Natural zeolite with a highly effective surface area will have a high sorption capacity so that it will be more effective, and have good compatibility and dispersion with rubber polymers. (Ramadhan, 2015)

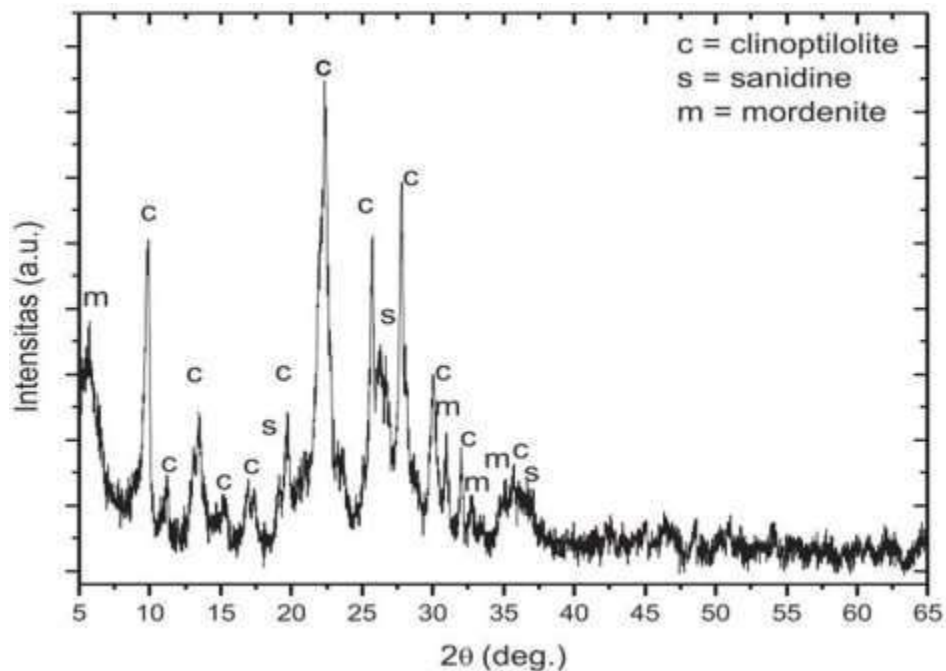


**Figure 1.** SEM zeolit alam

**Table 2.** Characteristics of natural zeolites

Parameters	Characteristics
Type	Clinoptilolite
Particles size	17,66 ±0,13 μm
surface specific area	33,628 m <sup>2</sup> .g <sup>-1</sup>
Pore volume	0,089 cm <sup>3</sup>
Diameter pore	3,811 nm
Si/Al ratio	4.61
Thermal conductivity	0.05-6.0 W m <sup>-1</sup> K <sup>-1</sup>

Figure 2 shows the diffraction pattern of natural zeolite from Sukabumi. Diffraction peaks ( $2\theta$ ) at  $9.84^\circ$ ,  $11.14^\circ$ ,  $13.44^\circ$ ,  $15.31^\circ$ ,  $17.32^\circ$ ,  $20.97^\circ$ ,  $22.29^\circ$ , and  $27.69^\circ$  refer to the diffraction pattern of clinoptilolite (JCPDS 39-1383). In addition to clinoptilolite, the diffraction peaks of mordenite at  $5.59^\circ$ ,  $30.97^\circ$ ,  $32.73^\circ$ , and  $34.81^\circ$  (JCPDS 29-1257) and sanidine at  $19.68^\circ$ ,  $27.68^\circ$  and  $36.96^\circ$  (JCPDS 25-0618) can also be observed. The XRD results indicate that this zeolite is not a pure clinoptilolite phase as other phases of mordenite and sanidine are included. Similar phenomena have also been reported by other authors. It has been reported that natural zeolites from Scaloma, Greece contain clinoptilolite, mordenite, cristobalite, and feldspar (Elaiopoulos, et al., 2008). Natural zeolite from Balikesir, Turkey consists of clinoptilolite, analcim, quartz, and anorthite (Yilmaz et al., 2007). To determine the degree of crystallinity of zeolites, the full width at half maximum (FWHM), crystal correlation length and lattice strain values must be determined.

**Figure 2.** XRD results of natural zeolite (Wibowo et al., 2017).

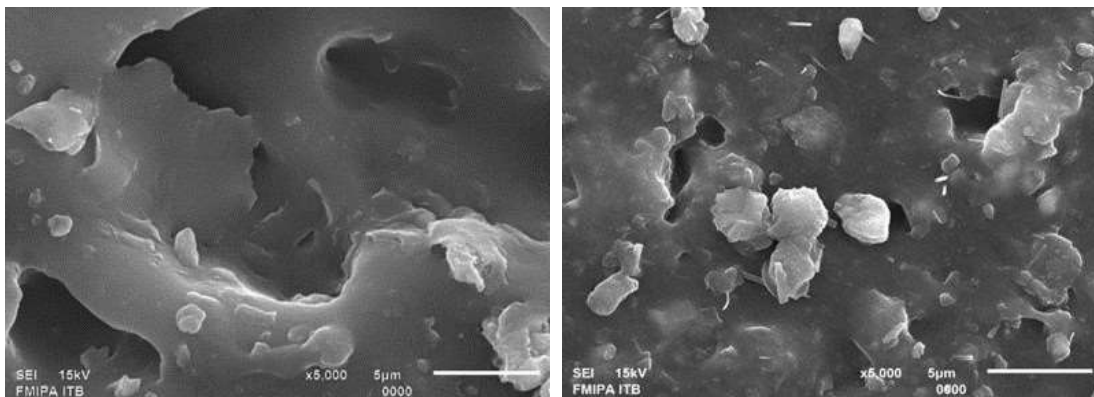
Based on structural identification, we have determined that the zeolite has a monoclinic structure with a lattice spacing,  $d$ , of  $3.98 \text{ \AA}$ , a crystal correlation length of  $18.94 \text{ nm}$ , a FWHM at the highest peak at  $22.29^\circ$   $0.85^\circ$ , and a lattice strain of  $9 \times 10^{-3}$ . This natural zeolite can be considered a clinoptilolite with a high degree of crystallinity. The high degree of crystallinity of the zeolite is

indicated by the small FWHM and lattice strain values. The small FWHM indicates that the zeolite has a wide crystal plane so that constructive superposition of the diffraction waves becomes easy. As a result, the resulting diffraction pattern is narrow. The small lattice strain value indicates that the atoms of the zeolite skeleton are well bound to their lattices. Therefore, zeolite crystals have homogeneous inter-lattice spacing so that the arrangement of atoms in the crystal lattice is well organized and uniformly configured. This condition causes zeolite to have a relatively high level of crystallinity.

**Table 3.** Chemical composition of natural zeolite

Element	Mass %	Atom %	Error %
Si	38,32	28,39	0,12
Al	7,99	6,16	0,11
Ca	3,74	1,94	0,27
K	1,36	0,27	0,22
Mg	0,92	0,79	0,10
O	47,67	62,00	0,14

The SEM micrographs in Figure 3 show the morphology of samples with silica fillers and samples with silica-zeolite mix combination fillers, and samples with unmodified and modified silica fillers. Because of the early aggregation of the silica particles, the silica-zeolite combination exhibits rather strong aggregation in both the photos with and without softeners. On the other hand, it was discovered that the magnetically altered zeolite in the silica particles was comparatively well distributed, had no aggregation, and an average particle size of between 300 and 150 nm. Some of the particles were comparatively poorly spread, and fissures were seen in both of the Si filler photos.



**Figure 3.** SEM images of samples with Si filler (left) and samples with silica-zeolite filler (right)

Reference mechanical properties of high-quality damping rubber in 2 mm thick and 23°C temperature test specimens provided by Tun Abdul Razak Research Center (UK) as shown in Table 4 Damping solutions used in engineering settings may require a high damping coefficient, which means that instead of returning energy to the system, unwanted vibrations will be 'absorbed' by the material and reduce any response.

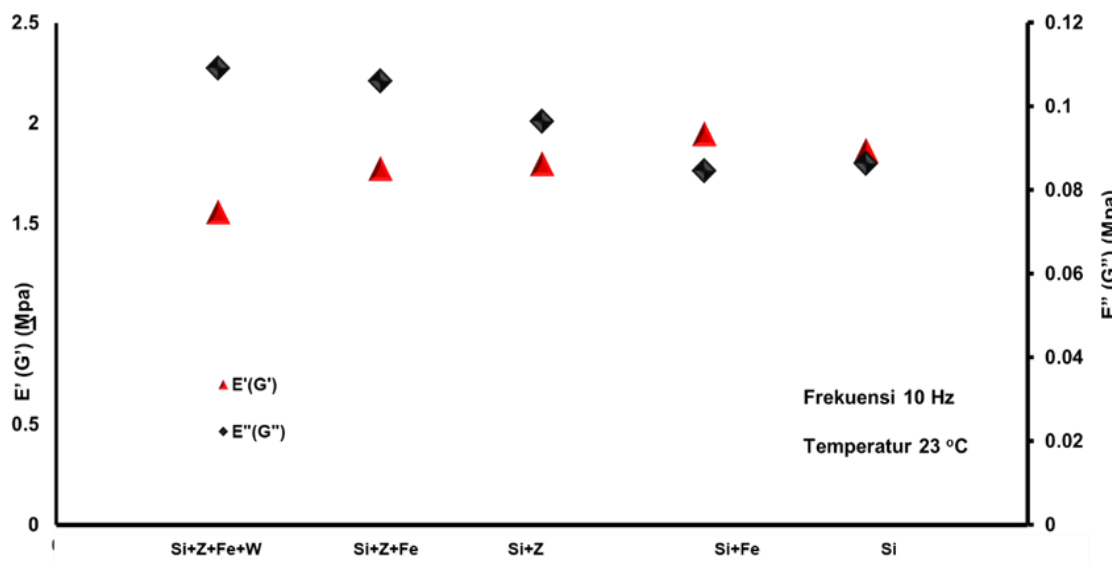
**Tabel 4.** Properties of rubber dampers

Properties (source: TARRC)	HDR (High Damping Rubber)
Bulk Modulus (MPa)	2500
Tensile Strength (MPa)	13,5
Elongation at Break (%)	700
Shear Modulus (MPa)	0,55
Damping (%)	14

At T=23 C, thickness 2 mm, f = 0.5 Hz

Stress and strain parameters are defined, but the main parameters in either frequency and temperature sweep tests are temperature, storage modulus, and loss modulus. Stress in phase with strain in sinusoidal shear deformation divided by strain is the definition of dynamic storage modulus ( $E'$ ) (An, et al., 2011). Figure 3 shows the loss factor relationship for the composites under study as a function of temperature.

When the strain is divided by the strain, the stress coming out of the  $90^\circ$  phase is known as the loss modulus ( $E''$ ). It is a measurement of the energy lost as heat during each cycle of deformations, or viscous reaction of the material (An, et al., 2011). The fluctuations of  $E''$  and  $E'$  for the various composites at a temperature of  $23^\circ\text{C}$  and a frequency of 10 Hz are shown in Figure 4. These results clearly show that the loss modulus peak expands with the addition of filler. this could be explained by the fact that the addition of filler causes the relaxation process in the composite to be inhibited due to the increase in the number of chain segments (Wode, et al., 2012). Due to the increased molecular mobility of the polymer chains,  $E'$  decreases for all composites as the temperature increases (Rahmanian, et al., 2013); conversely, at temperatures above  $90^\circ$ , the storage modulus value increases.



**Figure 4.** Storage modulus ( $E'$ ) and loss modulus ( $E''$ )

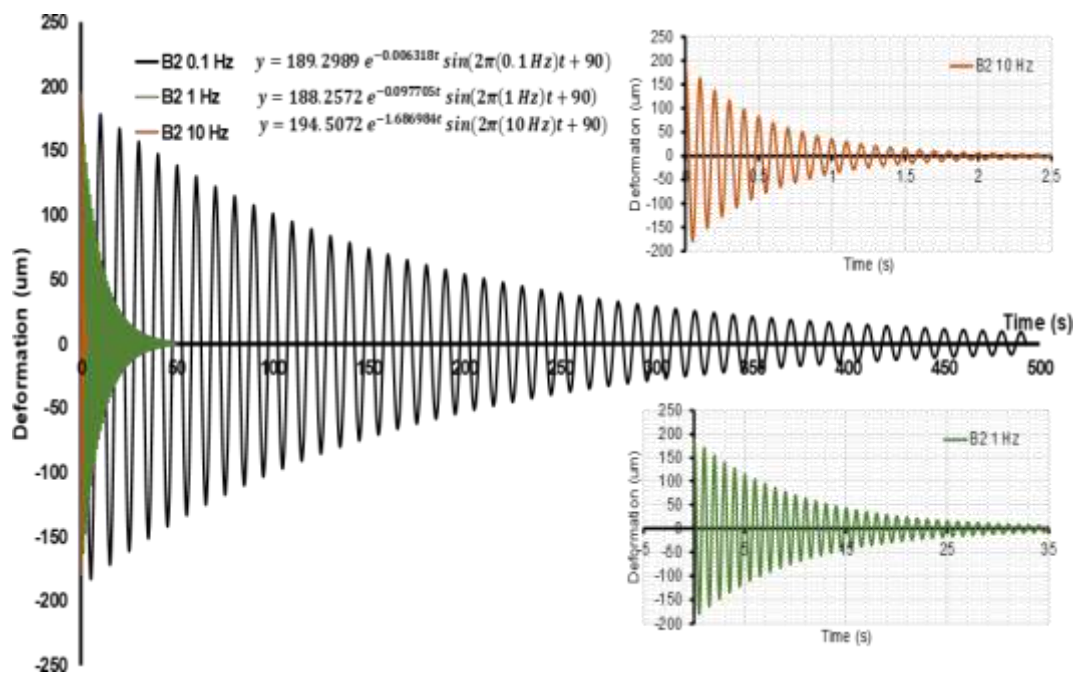
The most exciting information observed in Figure 5 are the Si+Z decay curves at frequencies of 0.1 Hz, 1 Hz, and 10 Hz. The other samples have similar decay curves, typical of general solutions for damped vibrations, with varying deformation parameters and different decay times. Assuming the vibration obeys linear properties, we have a general solution for damped vibration as

$$y = Ae^{-\gamma t} \sin(2\pi ft + \phi) \tag{1}$$

with

$$\gamma = \omega_n \zeta \tag{2}$$

where  $\zeta$  is the damping ratio,  $\zeta = \eta/2$ ,  $\eta$  is the loss factor ( $\tan \theta$ ),  $f = p/2$  and  $A$  is the amplitude of each sample at each frequency ( $f$ ) that we get from the strain data of the DMA results. The exponential decay equation (Sun and Bai, 1995) makes the system oscillate with exponentially decreasing amplitude.



**Figure 5.** Decay curve of the Si+Z sample

Damping causes the amplitude of the oscillation to gradually decrease over time, and how fast it reduces depends on the damping factor. Reviews of loss factors in different damping materials at 1 Hz are in the range of 0.039-0.8 (Wode et al., 2012), and this experiment yielded loss factor values in this range with damped decay curves of all samples with frequencies of 0.1 Hz, 1 Hz, and 10 Hz.

The filler in the Si+Z+Fe+W has better damping and mechanical properties because the magnetically modified zeolite helps the amorphous silica become a better-reinforcing filler, we can see a clear comparison from other samples. In fact, the loss factor of rubber insulators is highly dependent on the frequency of vibration and noise, and rubber insulators will not be able to adapt to the changing vibration and noise frequencies (Lejon and Kari, 2009),  $\tan \delta$  raw data was measured at lower frequency levels (less than 20 Hz)..

#### 4. CONCLUSION

Dynamic Mechanical Analysis (DMA) was employed to examine the mechanical and damping properties of the materials. The findings indicate a substantial enhancement in the mechanical and damping characteristics of Natural Rubber Reinforced with Nanosilica Compounds when magnetically modified zeolite is incorporated. Notably, the damping ratio of the Si + Z sample surpasses that of the other samples, exceeding  $\zeta > 0.027$ . These results suggest that the use of nanosilica fillers reinforced with natural zeolites holds promise for applications in damping devices within various industrial sectors especially molding machines.

## 5. ACKNOWLEDGE

Thanks to the Indonesian Defense University for funding internal university grants through LPPM for research grants for the 2023 fiscal year who have provided funding contributions to the research, and "Rumah Program ORNM" National Research and Innovation Agency (BRIN).

## 6. REFERENCES

- Albano, C., Gonzalez, J., Ichazo, M., Rosales, C., de Navarro, C. U., dan Parra, C. (2000): Mechanical and morphological behavior of polyolefin blends in the presence of CaCO<sub>3</sub>, *Composite structures*, 48 (1-3), 49-58.
- Al-Nesrawy, S. H., Mahmood, F. F., Hadi, N. M., dan Abdmoeen, F. K. (2017): Effect of Carbon Black Particle Size on the Damping Properties of Butadiene Composites. *J. of Chem. And pharm. Sci.*, 10, 983-988
- An, F., Lu, C., Li, Y., Guo, J., dkk. (2011): Preparation and characterization of carbon nanotube-hybridized carbon fiber to reinforce epoxy composite. *Mater Des*, 33, 197–202.
- Arjunan, V., Subramanian, S., Mohan, S. (2001): Fourier transform infrared and Raman spectral analysis of trans-1,4-polyisoprene, *Spectrochim. Acta A* 57, 2547–2554
- Attharangsana, S., Ismail, H., Abu Bakar, M. dan Ismail, J. (2012): Carbon Black (CB)/Rice Husk Powder (RHP) Hybrid Filler-Filled Natural Rubber Composites: Effect of CB/RHP Ratio on Property of the Composites, *J. Polym-Plas Tech dan Eng*. 51, 655-662.
- Bhattacharyya S, Sinturel C, Bahloul O, Saboungi ML, Thomas S, Salvetat. (2008): *J. Pol. Karbon*, 46, 1037- 45.
- Bose, S., Raghu, H., dan Mahanwar, P. A. (2006): Mica reinforced nylon-6: Effect of coupling agent on mechanical, thermal, and dielectric properties, *Journal of applied polymer science*, 100(5), 4074-4081.
- Cassagnau, P. (2003): Payne Effect and Shear Elasticity of Silica-Filled Polymers in Concentrated Solutions and in Molten State. *Polymer* 44.8, 2455-2462.
- Ciesielski, A. (1999). An introduction to rubber technology. Rapra Technology Limited, United Kingdom.
- Donnet, J. B. (1998). Black and white fillers and tire compound. *Rubber Chemistry and Technology*, 71(3), 323-341.
- Cifriadi, A., Chalid, M., dan Puspitasari, S. (2017): Characterization of hydrogenated natural rubber synthesized by diimide transfer hydrogenation, *International Journal of Technology*, 8(3), 448-457.
- Cowie, J. M. G. (1991): *Polymers: chemistry and physics of modern material*. Glasgow: Blackie & Son Ltd, London.
- Das, R., Kumar, R., Banerjee, S. L., dan Kundu, P. P. (2014): Engineered elastomeric bio-nanocomposites from linseed oil/organoclay tailored for vibration damping, *RSC Advances*, 4(103), 59265-59274.
- Dogan, H., dan Hilmioglu, N. D. (2010): Chitosan coated zeolite filled regenerated cellulose membrane for dehydration of ethylene glycol/water mixtures by pervaporation, *Desalination*, 258(1-3), 120-127.
- Dos Santos, K.A.M., Suarez, P.A.Z., Rubim, J.C. (2005): Photo-degradation of synthetic and natural polyisoprenes at specific UV radiations, *Polym. Degrad. Stabil.* 90, 34–43.
- Dyer, A. (1988): *Saringan Molekul Zeolit*, J. Wiley, Chichester, 385.
- El Saeed, A. M., El-Fattah, M. A., dan Dardir, M. M. (2015): Synthesis and characterization of titanium oxide nanotubes and its performance in epoxy nanocomposite coating, *Progress in Organic Coatings*, 78, 83-89.
- Elaiopoulos, K., Perraki, T. Grigoropoulou, E. (2008): Mineralogical study and porosimetry measurements of zeolites from Scaloma area, Thrace, Greece, *Microporous and Mesoporous Materials*, 112 (1– 3), 441-449.
- Estevez, M. (2009): Use of coupling agent to stabilize asphalt–rubber–gravel composite to improve its mechanical properties, *Journal of cleaner production*, 17(15), 1359-1362.
- Fang, Q., Liu, X., Wang, N., Ma, C., dan Yang, F. (2015): The effect of zeolite particle modified by PEG on rubber composite properties. *Sci. Eng. Compos. Mater.*, 22, 607-612.



- Gianeto GP. Zeolitas Características, propiedades y aplicaciones industriales. Ediciones Innovación Tecnológica: Caracas, 1990.
- Giannelis, E. P. (1998): Polymer-layered silicate nanocomposites: synthesis, properties and applications, *Applied organometallic chemistry*, 12(10-11), 675-680.
- Goerl, U., Hunsche, A., Mueller, A., & Koban, H. G. (1997). Investigations into the silica/silane reactionsystem. *Rubber Chemistry and Technology*, 70(4), 608-623.
- Hanafi, I., Halimatuddahlia, dan Hazizan. (2005): Properties of Pp/Epdm/rubber Ternary Blend: The Effect of Dynamic Vulcanization, *Solid State Science and Technology*, 13(1-2).
- Hasan, M., You, Z., Satar, M., Warid, M., Kamaruddin, N., Ge, D., dan Zhang, R. (2018): Effects of Titanate Coupling Agent on Engineering Properties of Asphalt Binders and Mixtures Incorporating LLDPE-CaCO<sub>3</sub> Pellet, *Applied Sciences*, 8(7), 1029.
- Heinz-Hermann. (2000): Greve "Rubber, 2. Natural" in Ullmann's Encyclopedia of Industrial Chemistry. *Wiley-VCH*, Weinheim.
- Hristov, V., dan Vlachopoulos, J. (2007): Influence of coupling agent on melt flow behavior of natural fiber composites, *Macromolecular Materials and Engineering*, 292(5), 608-619.
- Hull, D. (1992): *An Introduction to Composite Material*, Cambridge University Press, London.
- Inglezakis, V. J., Stylianou, M. A., Loizidou, M., Zorpas, A. A. (2016): Experimental studies and modelling of clinoptilolite and vermiculite fixed beds. *Desalination and water treatment*, 57, 11610-11622.
- Ismail, H., dan Salmah, M. N. (2001): Dynamic vulcanization of rubberwood-filled polypropylene/natural rubber blends, *Polymer testing*, 20(7), 819-823.
- Ismail, H., Pasbakhsh, P., Ahmad Fauzi, M. N., dan Abu Bakar, A. (2009): The effect of halloysite nanotubes as a novel nanofiller on curing behaviour, mechanical and microstructural properties of ethylene propylene diene monomer (EPDM) nanocomposites, *Polymer-Plastics Technology and Engineering*, 48(3), 313-323.
- Jovanovic, V., Simendic, B. J., Jovanovic, S. S., Moarkovic, G., dan Concovic, M. M. (2009): *Industri Kimia dan Teknik Kimia*, 15(4), 283-289.
- Kaku, Michio. (2011): Physics of the Future: How Science Will Shape Human Destiny and Our Daily Lives by the Year 2100. New York: *Doubleday*.
- Kasuga, T., Hiramatsu, M., Hoson, A., Sekino, T., dan Niihara, K. (1999): Titania nanotubes prepared by chemical processing, *Advanced Materials*, 11(15), 1307-1311.
- Kyziol-Komosinska, J., Rosik-Dulewska, C., Franus, M., Antoszczyszyn-Szpicka, P., Czupiol, J., dan Krzyzewska, I. (2015): Sorption Capacities of Natural and Synthetic Zeolites for Cu (II) Ions, *Polish Journal of Environmental Studies*, 24(3), 1111-1123.
- Leblanc, J. L. (2002): Rubber-filler interactions and rheological properties in filled compounds, *Progress in polymer science*, 27(4), 627-687.
- Li, Y., Han, B., Wen, S., Lu, Y., Yang, H., Zhang, L., & Liu, L. (2014). Effect of the temperature on surface modification of silica and properties of modified silica filled rubber composites. *Composites Part A: Applied Science and Manufacturing*, 62, 52-59.
- Lindsay, S. (2010): Introduction to Nanoscience, New York, *Oxford University Press*.
- Methods of test for vulcanized rubber. (2012): Part 1 determination of tensile stress-strain properties (Third Revision), IS 3400 (Part 1), ISO 37
- Mikrajuddin A. (2008): Pengantar Nanosains, Bandung, *Penerbit ITB*. Moravec, J.W. (2013): Knowmad Society, Minneapolis: *Education Futures*.
- Murniati, R., Novita, N., Sutisna, Wibowo, E., Iskandar, F., dan Abdullah, M. (2017): Natural Rubber Nanocomposite with Human-Tissue-Like Mechanical Characteristic. *IOP Conf. Ser. Mat. Sci. and Eng.*, 214, 1200.2
- Murniati, R., Sutisna, Wibowo, E., Rokhmat, M., Iskandar, F., dan Abdullah, M. (2017): Natural Rubber Nanocomposite as Human-Tissue-Mimicking Materials for Replacement Cadaver in Medical Surgical Practice. *Proc Eng.*, 170, 101-107.
- Nor, N. M., dan Othman, N. (2016): Effect of filler loading on curing characteristic and tensile properties of polygorskite natural rubber nanocomposites, *Procedia Chemistry*, 19, 351-358.
- Oliveira, M. G., dan Soares, B. G. (2001): The effect of the vulcanizing system on cure and mechanical properties of NBR/EPDM blends, *Polymers and Polymer Composites*, 9(7), 459-468.

- Ondrušová, D., Božeková, S., Buňová, L., Pajtašová, M., Labaj, I., Dubec, A., dan Vršková, J. (2018): Modification of alternative additives and their effect on the rubber properties, In *MATEC Web of Conferences*, 157, 07007.
- R. Gedney, Guide To Testing Metals Under Tension. (2002): *Advanced Materials & Processes*, February, 29–31
- Rahmanian, S., Thean, K. S., Suraya, A. R., Shazed, M. A., Salleh, M. M., dan Yusoff, H. M. (2013): Carbon and glass hierarchical fibers: influence of carbon nanotubes on tensile, flexural and impact properties of short fiber reinforced composites, *Materials dan Design*, 43, 10-16.
- Ramadhan, A., Fathurrohman, M. B., dan Soegijono. (2015): Chemical Modification of Upgraded Bentonite as Filler of Natural Rubber/Organobentonite Composite. *Proc. Chem.*, 16, 85-90.
- Sengloyluan, K., Sahakaro, K., Dierkes, W. K., & Noordermeer, J. W. M. (2014). Silica-reinforced tire tread compounds compatibilized by using epoxidized natural rubber. *European Polymer Journal*, 51, 69-79.
- Seyvet, O., & Navard, P. (2000). Collision-induced dispersion of agglomerate suspensions in a shear flow. *Journal of Applied Polymer Science*, 78, 1130-1133.
- Shull, R. D. dan Bennett, L. E. (1992): Synthesis and processing of nanostructured M50 type steel. *Mater Nanostructured*, 1, 119.
- Siriyong, T., dan Keawwattana, W. (2012): Utilization of different curing systems and natural zeolite as filler and absorbent for natural rubber/nitrile rubber blend, *Kasetsart Journal Natural Science*, 46, 918-930.
- Sohn, M. S., Kim, K. S., Hong, S. H., dan Kim, J. K. (2003): Dynamic mechanical properties of particle-reinforced EPDM composites, *Journal of applied polymer science*, 87(10), 1595-1601.
- Sperling, L. H. (2006): Introduction to physical polymer science. Hoboken, N.J.: Wiley.
- Teh PL, Mohd Ishak ZA, Hashim AS, Karger-Kocsis J, Ishiaku AS. (2004): Effects of epoxidized natural rubber as a compatibilizer in melt compounded natural rubber–organoclay nanocomposites. *J. Eur. Polim.* 40, 2513-2521.
- Valadares, L. F., Leite, C. A. P., dan Galembeck, F. (2006): Preparation of natural rubber–montmorillonite nanocomposite in aqueous medium: evidence for polymer–platelet adhesion, *Polymer*, 47(2), 672-678.
- Wibowo, E., Murniati, R., Sutisna, Rokhmat, M., Abdullah, M. (2017): Identification of natural zeolite from Sukabumi, West Java, Indonesia: structure, chemical composition, morphology and molecular vibration. *Materials Research Express (IOP Publishing)*, 4, 64002
- Wibowo, E., Murniati, R., Sutisna, Rokhmat, M., Abdullah, M. (2017): Utilization of natural zeolite as sorbent material for seawater desalination. *Procedia engineering*, 170, 8-13
- Wibowo, E., Rokhmat, M., dan Abdullah, M. (2016): Why does thermal shock produce smaller particles of zeolite, *Powder Technology*, 301, 911-919.
- Wibowo, E., Rokhmat, M., Yuliza, E., dan Abdullah, M. (2016): The dynamics of a cylinder containing granules rolling down an inclined plane, *Powder Technology*, 301, 44-57.
- Xie, W. et al. (2008): Initiation of rubber synthesis: In vitro comparisons of benzophenone-modified diphosphate analogues in three rubber producing species. *Phytochemistry* 69: 2539–
- Yılmaz, B., Uçar, A., Öteyaka, B., Uz, V. (2007): Properties of zeolitic tuff (clinoptilolite) blended portland cement, *Building and Environment*, 42 (11), 3808-3815.